

Item Number 7304900

Brinley Ceiling Fan

52 in. Brushed Nickel Finish
Reversible Blades (Silver/Gray Teak) Opal Frosted Glass

Specifications

Size	52"
Blades.....	Reversible Plywood Blades (Silver/Gray Teak)
Blade Pitch.....	12°
Approved Location	Indoor
Suggested Room Size.....	Large Room (up to 15x15)
Down Rod.....	3/4 x 6"
Installation.....	Down Rod Only
Max. Ceiling Angle.....	16°
Lead Wire	54"
Light Bulb Usage.....	Includes (2) Medium (E26) Base, 8 Watt T7 LED Lamps
Control.....	Remote Control Adaptable
Motor Finish.....	Brushed Nickel
Motor Material	Silicon Steel Motor 153mm x 15mm
Reverse Airflow.....	Yes
Capacitor	Triple
Switch Housing Cap.....	Not Included



Reversible Gray Teak
Finish Blades




Energy Information

	<u>With down rod</u>	<u>Hugger/ Without down rod</u>
Airflow (CFM) when operated at high speed.....	4579	N/A
Energy Use (excludes lights) ^Δ	36	N/A
Airflow (CFM) ^Δ	3413	N/A
Airflow Efficiency (CFM/W) ^Δ	94	N/A
Estimated Yearly Energy Cost ^Δ	\$10	N/A
RPM (High)	174	
Amp (High).....	0.46	
Watts (High).....	55	

Light Source

Number of Lamps.....	2
Energy Use (Watts) [†]	8
Equiv. Incand. Wattage [†]	60
Color Temperature (Kelvin).....	3000
Color Designation: Warm White	
Lumen [†]	800
CRI.....	80
Average Rated Hours.....	25000
Life in Years ^{**†}	22.80
Estimated Yearly Energy Cost..	\$0.96

Specifications are subject to change without notice, please visit www.westinghouselighting.com for latest information.

 and Westinghouse are trademarks of Westinghouse Electric Corporation. Used under license by Westinghouse Lighting. All Rights Reserved.

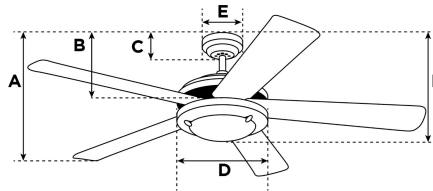
^Δ Based on typical use, excluding lights
^{*} Based on 12 cents per kWh and 6.4 hours use per day
[†] Values are per lamp
^{**} Based on 3hrs./day

Item Number 7304900

Brinley Ceiling Fan

52 in. Brushed Nickel Finish
 Reversible Blades (Silver/Gray Teak) Opal Frosted Glass

A. Top of Canopy to Bottom of Blades	10.9"
B. Top of Canopy to Bottom of Switch House	14.8"
C. Top of Canopy to Bottom of Canopy	2.1"
D. Width of Motor Housing.....	7.7"
E. Width of Canopy.....	5.9"
F. Top of Canopy to Bottom of Glass.....	14.9"




If a Combo Style Fan with a 4" Down Rod is installed without the Down Rod, Subtract 3" from the Dimensions Listed (A, B, F).
 If a Combo Style Fan with a 6" Down Rod is installed without the Down Rod, Subtract 5" from the Dimensions Listed (A, B, F).

Warranty

Ceiling fans backed by our Limited Lifetime Warranty have a lifetime motor warranty and a 2-year warranty on all other parts.

Specifications are subject to change without notice, please visit www.westinghouselighting.com for latest information.

 and Westinghouse are trademarks of Westinghouse Electric Corporation. Used under license by Westinghouse Lighting. All Rights Reserved.