



GREENCREATIVE

MOTW

Manufacturer Of The Week

Valid as of November 11, 2022 posting. Prices and availability of products are subject to change without notice. Please see marvellighting.com for the most up to date pricing.



Manufacturer of the Week



GREENCREATIVE

This week our Manufacturer of the Week is Green Creative. Enjoy 15% off the products featured in this catalog using code **MOTWGC** until November 11, 2022 or until supplies last.

TABLE OF CONTENT

About Green Creative3

7W Refine MR16 GU5.3 Dimmable LED 12V4

SelectDrive A23 LED 24W EX39 HID Bulb.....6

9W PL Omni Hybrid LED.....7

PXCLY Cylinder..... 8

Plug & Play Direct Installation T8 Tubes.....9



About Green Creative

GREEN CREATIVE, founded in 2010, is a solid-state lighting development and manufacturing company based in Sanford, FL. The company offers a comprehensive line of high-performance LED lighting solutions which has been widely adopted by some of the largest companies in the world.

Anchored by strong integrated R&D capabilities and patented technology, GREEN CREATIVE's innovation, performance and reliability have been recognized year after year by the Illuminating Engineering Society Progress Report, the LEDs Magazine Sapphire Awards, Edison Report, NAILD and more.

GREEN CREATIVE brings to our clients solution-ready products through our national distribution channels and service points. With the complete and pre-certified product lines, we simply bring you what needed for your lighting project, whether it is complete new construction or retrofit program, whether in Retail, Hospitality, Food & Beverage, Office or Education & Industrial sectors. Contact our nation-wide distribution centers and sales networks and get your projects done!

7W REFINE MR16 GU5.3 Dimmable LED 12V 50W Replacement



Proprietary REFINE lens

GREEN CREATIVE's proprietary REFINE lens efficiently delivers powerful light with intense center beam candle power and even light distribution, while eliminating uncomfortable glare.



7W REFINE MR16 GU5.3 Dimmable LED 12V 50W Replacement


Features

- Meets our TRUE CHROMA specification – Best in class color accuracy and consistency
- Proprietary REFINE lens enables powerful light output without glare
- 50W halogen replacement
- (L70) Rated lifetime of 25,000 hours
- Industry leading 5 year warranty
- Suitable for use in totally enclosed fixtures
- 15°, 25°, 35° beam angles
- Dimmable with most reverse phase controls
- Compatible with select TRUE BEAM accessories

SHOP NOW

Fresnel Technology

- Features Fresnel design to refine beam pattern
- Provides even light throughout the distribution with a crisp edge



Focus TIR Lens

- Maximizes delivered center beam candle power
- Increases system efficiency

Faceted Texture

- Minimizes glare
- Maximizes visual comfort



SELECTDRIVE A23 LED 24W EX39 HID Replacement Bulb



SelectDrive lumen output

When installing lighting systems in the field, designers often find the light levels just don't suffice. Default "on" settings can be too bright or not bright enough, or the designer may want lamps on the same circuit to emit different amounts of light.

Enter SelectDrive, an integrated lumen-adjustment switch that allows lighting professionals to alter the light output right for the application. The compact HID replacement series' SelectDrive feature, adds flexibility and simplicity to your lighting design.

High Lumen Output
34W - 5,000 lumens @4000K
24W - 3,200 lumens @4000K

Medium Lumen Output
20W - 3,000 lumens @4000K
14W - 1,900 lumens @4000K

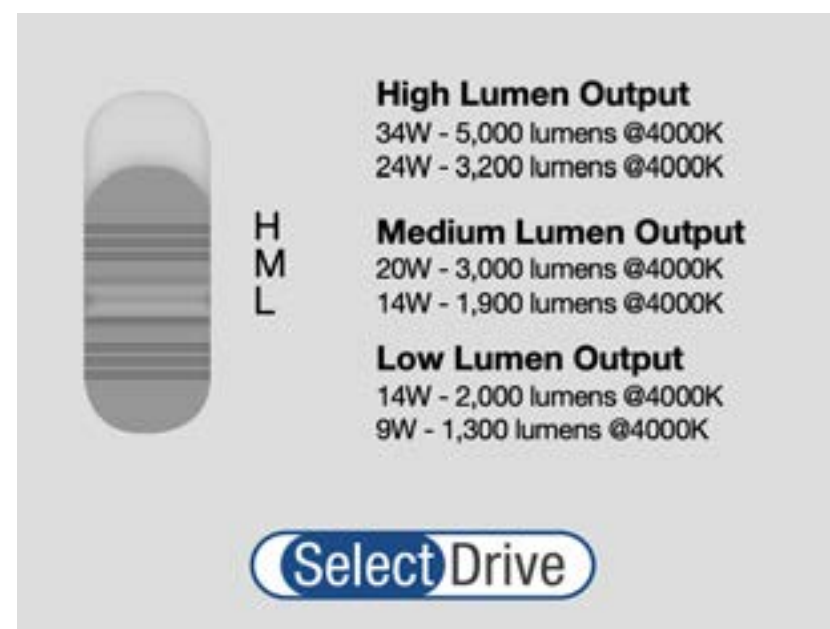
Low Lumen Output
14W - 2,000 lumens @4000K
9W - 1,300 lumens @4000K

SelectDrive

Features

- SelectDrive switch for field adjustable lumen outputs
- Thermal protection against overheating
- Compact design for easy installation
- Integral driver suitable for 120-277V
- Fully omnidirectional 230° beam angle
- ETL Listed and Classified for damp locations
- Suitable for use in totally enclosed fixtures
- L70 rated lifetime of 50,000 hours
- 5 year limited warranty

When installing lighting systems in the field, designers often find the light levels just don't suffice. Default "on" settings can be too bright or not bright enough, or the designer may want lamps on the same circuit to emit different amounts of light. Enter SelectDrive, an integrated lumen-adjustment switch that allows lighting professionals to alter the light output right for the application. The compact HID replacement series' SelectDrive feature, adds flexibility and simplicity to your lighting design.



High Lumen Output
34W - 5,000 lumens @4000K
24W - 3,200 lumens @4000K

Medium Lumen Output
20W - 3,000 lumens @4000K
14W - 1,900 lumens @4000K

Low Lumen Output
14W - 2,000 lumens @4000K
9W - 1,300 lumens @4000K

SelectDrive

SHOP NOW



9W PL Omni Hybrid LED

Omni directional light distribution equivalent to fluorescent lamps

Model	9PLO/xxx/HYBM
Compatible base	G24d, GX24d, G24q & GX24q (2/4-pin CFL)
MOL	6-7/8"
Diameter	1-3/8"
Weight	0.22 lb

Features

- Replaces up to 42W 4-pin/2-pin CFL PL lamp
- Available in DIRECT installation, HYBRID BYPASS installation and BYPASS installation
- Exceptional efficacy up to 120LPW
- 310° rotatable base allows light to be directed as needed
- High CRI model available in direct installation
- SDCM<=4 for consistent color temperature
- Suitable for damp location
- 50,000hrs lifetime (L70)
- 5 year warranty
- UL Listed and UL Classified
- DLC® listed, see quick overview for listed models

SHOP NOW



PXCYL Cylinder

Redefine Clarity with the PXCYL Cylinder by Green Creative with a versatile cylinder with brilliant performance. We'd like to introduce you to the PXCYL Cylinder light fixture from Green Creative.

Multiple sizes to complement any project, from matching footprint for your retrofit project to any ceiling height design preference.

Redefine Clarity with the PXCYL Cylinder by Green Creative sizes include 2in, 4in, 6in and 8in.



With all the specifications you need, the PXCYL is a top choice for commercial or residential lighting applications. Give us a call or shoot us an email today to help determine your needs and get your order processed.

Contact Us (317) 969-5337 | info@marvellighting.com


[READ MORE](#)



[GO TO FIRST PAGE](#)

Plug & Play Direct Installation

T8 TUBES



When replacing fluorescent tubes with LED's in ceiling fixtures, Green Creative offers simple direct, Plug & Play installation compatible with the existing ballast. These are more efficient, longer lasting, and more aesthetically pleasing than fluorescent tubes.

Features

- 17W-32W fluorescent replacement
- Plug & Play DIRect installation
- High efficacy up to 189 LPW
- Dimmable
- Instant & Programmed Start Ballast compatible
- Wide beam 310° light emitting area
- 3000K / 3500K / 4000K / 5000K CCT L70 rated lifetime of 60,000 hours
- NSF compliant & Film coated version available
- UL listed, Meets NSF requirements

SHOP NOW



GO TO FIRST PAGE



GREENCREATIVE



Carmel, Indiana
Phone: (317) 969-5337